



Tunbridge Wells Foresters FC

WEBSITE HELP

SETTING UP A CLUB NEW WEBSITE ACCOUNT

Before being able to pay for membership or be assigned access to your child's profile, all parents/ carers will need to setup a Website account.

The website is GDPR compliant, so you have complete control over website settings. As a membership club we do not use your data in any way beyond the club/ team management.

To setup an account and gain access to your child's profile, please follow the steps below:

- Go to the TW Foresters FC website – www.forestersfc.com
- Click on top right 'Join Club' Button – Fig 1
- Fill in the online form in your name (Parents) and register your application.
- This will create a 'Pitchero' account and a 'Supporters' account at TW Foresters FC.
 - The Pitchero account can also be used to join other clubs that use this platform such as TW RFC etc.
- To request further roles at the club please click on your name in the top right corner and select 'Membership' from the drop-down menu (Fig 2)
- On the 'Membership Tab' select the Club you want to apply for a role in – TW Foresters FC (Fig 3)
- Select Apply for role (Fig 4) and then select 'Parent' (Fig 5)
- Enter your child's name and press apply. This will then be checked by the committee and approved. This will then allow access to your child's profile and access to any teams they are assigned to.
- If you will be a coach or a team admin this is where you come to apply for those roles as well.

Any issues please contact us – contact@forestersfc.com

Fig 1



Fig 2

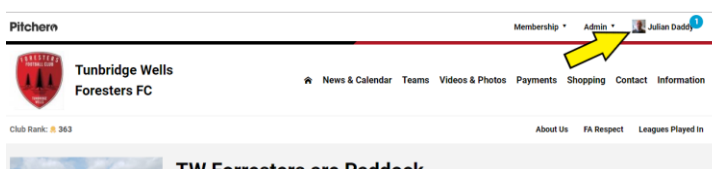


Fig 3

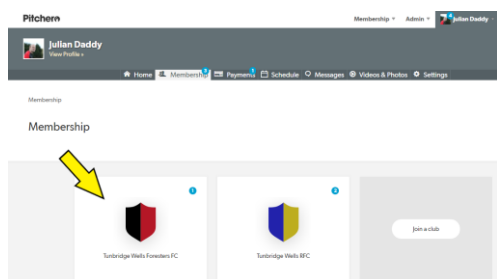


Fig 4

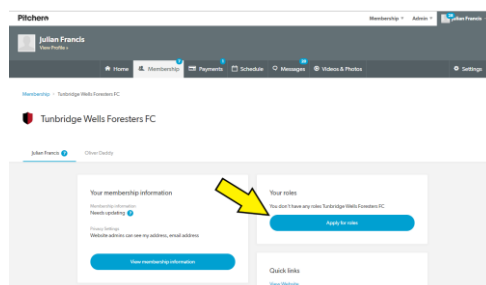


Fig 5

